



0243118 YES 001 0001

MR DENIS P DERSARKISIAN
38 LAWTON ST
BROOKLYN, NY 11221-2518

Account number ending in: **9139**

Dear MR DENIS P DERSARKISIAN,

We are pleased to provide the 2016 Annual Summary for your Amazon Rewards Visa Signature Card. We hope you find this document helpful as you prepare your taxes, set your 2017 budget, or easily track special types of expenses like charitable donations or child care.

About your 2016 Annual Summary:

- Your Annual Summary provides you with an easy way to categorize and manage your expenses.
- The summary document includes detail for all purchases, cash advances, access check transactions and balance transfers processed between January 1, 2016 and December 31, 2016.
- This document also can be viewed online or saved to your computer or tablet. Please visit chase.com, go to the bottom of your statement page and click the 2016 Year End Summary link.

Thank you for being our customer. We appreciate your business.

Sincerely,

Tom Horne
Senior Vice President
Chase Card Services



Your Annual Summary is available online now through December 2018.

For ease of tracking, your expenses have been separated into major categories and further divided into subcategories to provide more detail about how you use your card. Here are the categories:

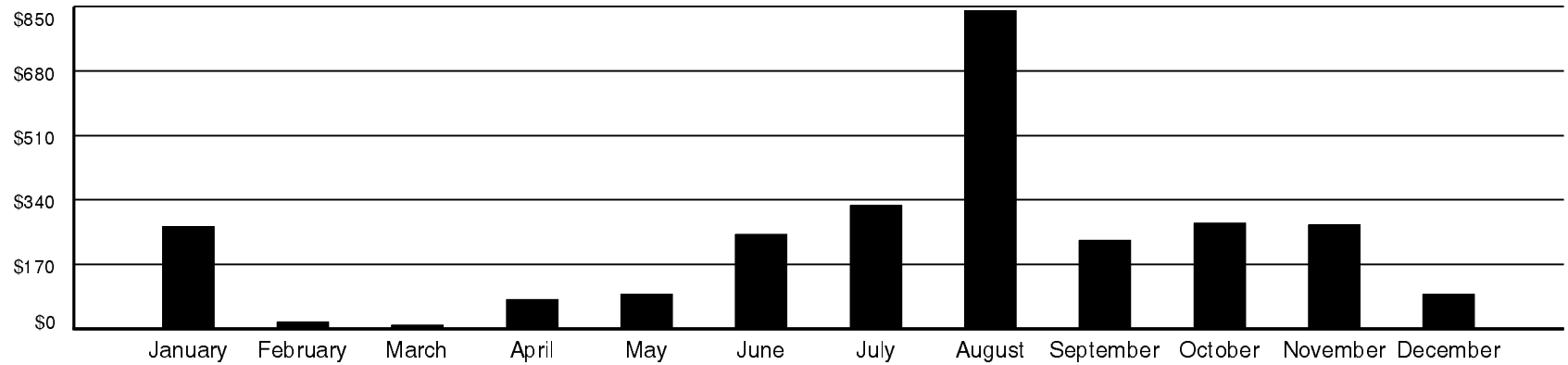
- **Grocery Stores & Drugstores**
- **Automotive**, which includes Gas Stations
- **Shopping**, which includes Department & Clothing Stores / Catalogs, Wholesale Clubs & Discount Stores, Office Supply Stores, Electronic & Appliance Stores, Furniture & Décor Stores and Other Retail
- **Travel & Entertainment**, which also includes Transit
- **Home Improvement & Maintenance**, which also includes Landscaping and Utilities
- **Tax Deductible & Related Expenses***, which also includes Charities & Other Organizations, Education & Child Care Services, Medical Supply Stores and Services
- **Restaurants**
- **Other Expenditures**, which includes Dry Cleaners and Laundromats, Health Clubs & Memberships, Pet Supply Stores & Services, Salons & Beauty Supply Stores, Insurance, Tax, Legal & Financial Services, Shipping and Storage, and Miscellaneous Services and Other

*Chase is not providing tax advice. Transactions listed in the Tax Deductible & Related Expenses category are for sorting purposes only and should not be viewed as items to be reported as tax deductions. Please consult your tax advisor if you have any questions about your personal tax situation.

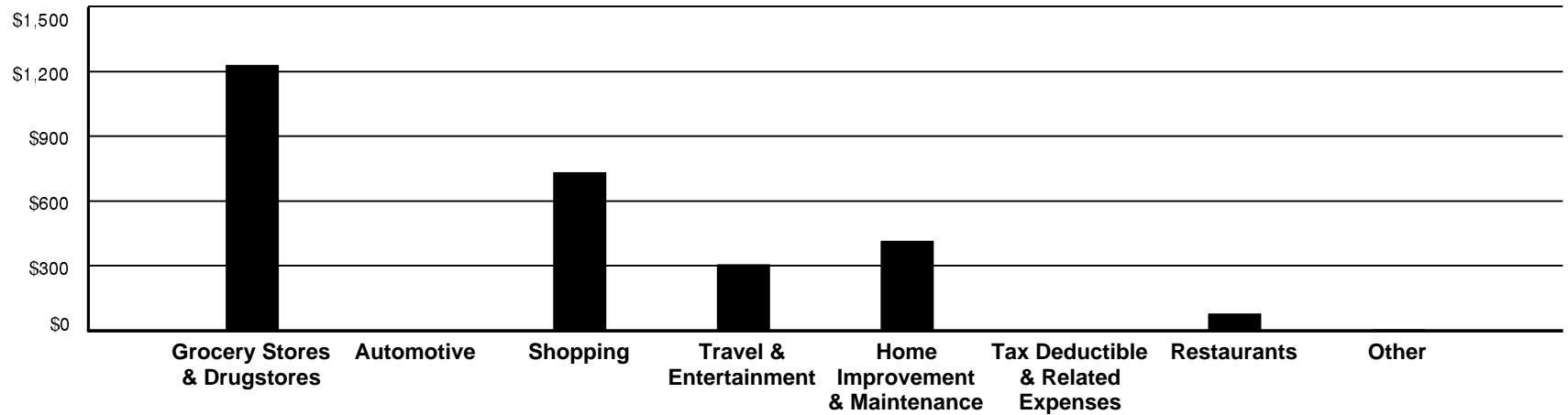


2016 ANNUAL SPENDING SUMMARY

Total Annual Spend \$2,763.55



CATEGORY SUMMARY

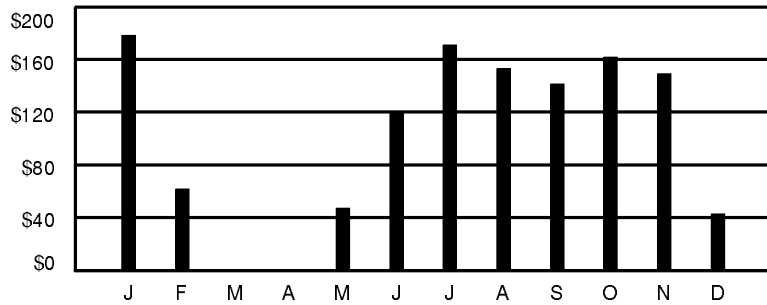




GROCERY STORES & DRUGSTORES

\$1,228.79

Monthly comparison



Grocery Stores

01/01/16	TRADE FAIR #1, NY	7.28
01/02/16	KEY FOOD 1690, NY	3.50
01/02/16	ASSOCIATED SUPERMAR, NY	3.29
01/02/16	UNITED BROTHERS FRUIT MAR, NY	9.36
01/03/16	ASSOCIATED SUPERMAR, NY	5.49
01/05/16	ASSOCIATED SUPERMAR, NY	12.48
01/07/16	KEY FOOD 1690, NY	10.18
01/07/16	ASSOCIATED SUPERMAR, NY	11.95
01/09/16	ASSOCIATED SUPERMAR, NY	5.41
01/10/16	KEY FOOD 1690, NY	5.89
01/12/16	TRADER JOE'S #558 QPS, NY	35.13
01/14/16	ASSOCIATED SUPERMAR, NY	7.27
01/15/16	KEY FOOD 1690, NY	5.07

Grocery Stores - Continued

01/15/16	GRAND STREET COFFEE AN, NY	8.99
01/18/16	ASSOCIATED SUPERMAR, NY	10.31
01/22/16	KEY FOOD 1690, NY	10.87
01/29/16	CITY FRESH MARKET, NY	3.78
01/29/16	KEY FOOD 1690, NY	13.97
01/31/16	GRAND STREET COFFEE AN, NY	7.99
02/01/16	CITY FRESH MARKET, NY	15.03
02/05/16	CITY FRESH MARKET, NY	17.66
02/07/16	TRADER JOE'S #558 QPS, NY	29.19
05/29/16	CITY FRESH MARKET, NY	13.61
05/29/16	BUSHWICK FOOD COOPERATIVE, NY	33.75
06/01/16	CITY FRESH MARKET, NY	22.53
06/02/16	GRAND STREET COFFEE AN, NY	11.99
06/03/16	KEY FOOD 1690, NY	6.90
06/08/16	CITY FRESH MARKET, NY	8.19
06/09/16	BUSHWICK FOOD COOPERATIVE, NY	10.33
06/15/16	KEY FOOD 1690, NY	10.21
06/16/16	CITY FRESH MARKET, NY	3.19
06/18/16	CITY FRESH MARKET, NY	21.52
06/26/16	KEY FOOD 1690, NY	17.53
06/27/16	CITY FRESH MARKET, NY	4.80
06/30/16	CITY FRESH MARKET, NY	3.51
07/01/16	CITY FRESH MARKET, NY	5.12



Grocery Stores - Continued

07/01/16	KEY FOOD 1690, NY	5.60
07/01/16	BUSHWICK FOOD COOPERATIVE, NY	29.35
07/03/16	KEY FOOD 1690, NY	20.98
07/05/16	CITY FRESH MARKET, NY	6.35
07/07/16	KEY FOOD 1690, NY	9.72
07/08/16	KEY FOOD 1690, NY	11.07
07/20/16	KEY FOOD 1690, NY	24.09
07/22/16	KEY FOOD 1690, NY	10.35
07/24/16	CITY FRESH MARKET, NY	4.22
07/26/16	TRADER JOE'S #558 QPS, NY	28.35
07/27/16	KEY FOOD 1690, NY	11.38
07/28/16	CITY FRESH MARKET, NY	4.63
08/01/16	CITY FRESH MARKET, NY	5.72
08/03/16	KEY FOOD 1690, NY	11.00
08/05/16	KEY FOOD 1690, NY	17.21
08/09/16	PREMIER FOOD FRESH, NY	4.38
08/10/16	KEY FOOD 1690, NY	13.49
08/11/16	CITY FRESH MARKET, NY	12.70
08/12/16	KEY FOOD 1690, NY	5.63
08/13/16	KEY FOOD 1690, NY	12.43
08/14/16	CITY FRESH MARKET, NY	12.21
08/17/16	KEY FOOD 1690, NY	9.21
08/18/16	CITY FRESH MARKET, NY	1.87
08/20/16	CITY FRESH MARKET, NY	6.83

Grocery Stores - Continued

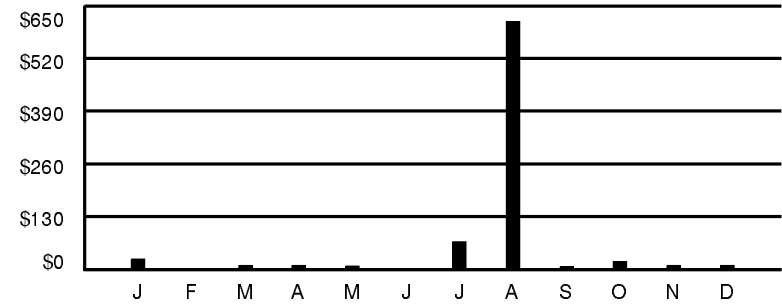
08/22/16	KEY FOOD 1690, NY	11.38
08/24/16	KEY FOOD 1690, NY	18.46
08/25/16	CITY FRESH MARKET, NY	10.86
09/02/16	STOP & SHOP 0422, MA	39.01
09/02/16	THE NET RESULT, MA	35.40
09/03/16	CRONIG'S MARKET, MA	16.55
09/04/16	WHOLEFDS USQ 10162, NY	2.22
09/04/16	TRADER JOE'S #540 QPS, NY	16.45
09/05/16	CITY FRESH MARKET, NY	4.36
09/07/16	KEY FOOD 1690, NY	8.72
09/08/16	CITY FRESH MARKET, NY	18.95
10/01/16	KEY FOOD 1690, NY	15.04
10/03/16	GRAND STREET COFFEE AN, NY	12.49
10/06/16	KEY FOOD 1690, NY	17.50
10/13/16	CITY FRESH MARKET, NY	18.69
10/18/16	GRAND STREET COFFEE AN, NY	8.99
10/21/16	KEY FOOD 1900, NY	6.48
10/22/16	CITY FRESH MARKET, NY	28.79
10/23/16	KEY FOOD 1690, NY	23.66
10/26/16	KEY FOOD 1690, NY	5.50
10/27/16	CITY FRESH MARKET, NY	10.93
10/28/16	KEY FOOD 1690, NY	6.29
10/31/16	KEY FOOD 1690, NY	7.49
11/02/16	KEY FOOD 1690, NY	34.33



Grocery Stores - Continued		
11/03/16	CITY FRESH MARKET, NY	15.05
11/05/16	KEY FOOD 1690, NY	8.12
11/06/16	KEY FOOD 1690, NY	20.05
11/06/16	GRAND STREET COFFEE AN, NY	7.99
11/07/16	CITY FRESH MARKET, NY	9.23
11/09/16	CITY FRESH MARKET, NY	15.58
11/10/16	KEY FOOD 1690, NY	13.42
11/14/16	CITY FRESH MARKET, NY	11.15
11/15/16	GRAND STREET COFFEE AN, NY	7.99
11/28/16	KEY FOOD 1690, NY	6.43
12/02/16	GRAND STREET COFFEE AN, NY	7.99
12/03/16	KEY FOOD 1690, NY	10.62
12/04/16	CITY FRESH MARKET, NY	10.07
12/07/16	KEY FOOD 1690, NY	9.04
12/08/16	CITY FRESH MARKET, NY	5.48
Grocery Stores Total		\$1,228.79

SHOPPING **\$732.27**

Monthly comparison



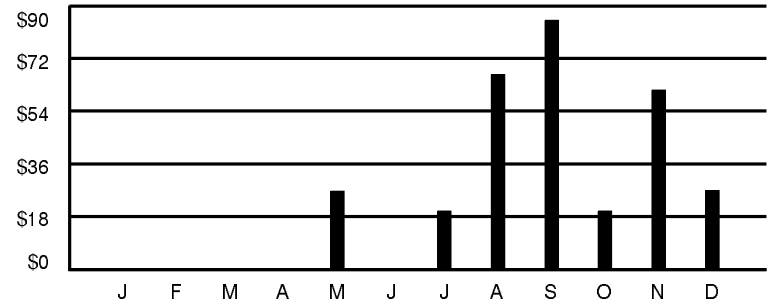
Department & Clothing Stores/Catalogs		
01/14/16	DreamHost dh-fee.com, CA	10.95
02/14/16	DreamHost dh-fee.com, CA	10.95
03/14/16	DreamHost dh-fee.com, CA	10.95
04/14/16	DreamHost dh-fee.com, CA	10.95
07/26/16	THE VITAMIN SHOPPE#241, NY	13.29
09/14/16	DreamHost dh-fee.com, CA	7.75
10/14/16	DreamHost dh-fee.com, CA	10.95
11/14/16	DreamHost dh-fee.com, CA	10.95
12/14/16	DreamHost dh-fee.com, CA	10.95
02/26/16	SIERRA TRADING POST, WY	-68.01
Department & Clothing Stores/Catalogs Total		\$29.68
Wholesale Clubs & Discount Stores		
01/01/16	Crescent Win-160101201012, NY	15.23
02/08/16	FAMILY DOLLAR #6569, NY	3.54



Wholesale Clubs & Discount Stores - Continued		
07/30/16	PAYPAL *AMERICANONL, CA	2.29
10/30/16	FAM DOLLAR 6569, NY	8.44
Wholesale Clubs & Discount Stores Total		\$29.50
Electronic & Appliance Stores		
07/30/16	PAYPAL *1TO3SHOPSTO, CA	7.98
07/30/16	PAYPAL *XPRESSDEPOT, CA	7.99
07/30/16	PAYPAL *PARTSEXPRES, OH	19.39
08/29/16	APPLE STORE #R232, MA	629.19
Electronic & Appliance Stores Total		\$664.55
Other Retail		
05/29/16	C&P BEER DISTRIBUTOR -, NY	8.54
07/30/16	PAYPAL *POWER HOBBY, CA	17.98
08/31/16	PAYPAL *POWER HOBBY, CA	-17.98
Other Retail Total		\$8.54

TRAVEL & ENTERTAINMENT **\$306.52**

Monthly comparison



Entertainment		
09/03/16	AMAZON MKTPLACE PMTS, WA	18.52
Entertainment Total		\$18.52

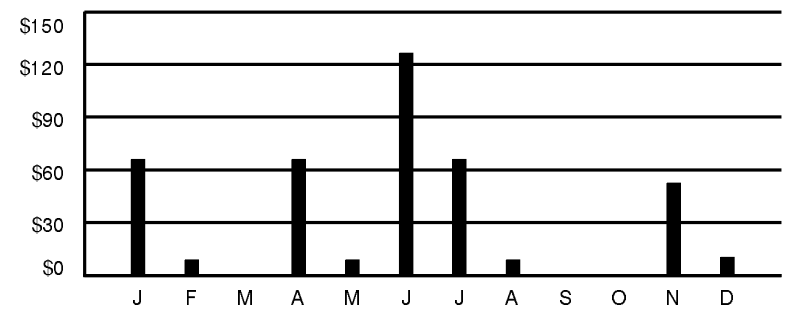
Transit		
05/02/16	MBTA SOUTH STATN, MA	9.25
05/02/16	BOLT BUS, TX	17.50
07/31/16	MTA MVM*N400A-COURT SQ, NY	20.00
08/25/16	BOLT BUS, TX	24.00
08/30/16	STEAMSHIP AUTHORITY/POS, MA	17.00
08/30/16	PETER PAN BUS WEBSITE, MA	25.50
09/04/16	PETER PAN BUS WEBSITE, MA	35.50
09/04/16	BOLT BUS, TX	31.00
10/18/16	MTA MVM*K017-CENTRAL AV, NY	20.00
11/05/16	MTA MVM*J030-85 ST-FORE, NY	20.00
11/15/16	BOLT BUS, TX	19.00



Transit - Continued		
11/19/16	MBTA SOUTH STATN, MA	6.25
11/25/16	METRO-NORTH TVM & TOM, NY	16.00
12/07/16	BOLT BUS, TX	27.00
Transit Total		\$288.00

HOME IMPROVEMENT & MAINTENANCE \$414.46

Monthly comparison



Home Improvement & Landscaping		
12/05/16	THE HOME DEPOT #6957, NY	10.26
Home Improvement & Landscaping Total		\$10.26

Utilities		
01/20/16	T-MOBILE.COM*PAYMENT, WA	66.00
02/07/16	AVVANTA COMMUNICATIONS, WA	9.00
04/27/16	T-MOBILE.COM*PAYMENT, WA	65.95
05/07/16	AVVANTA COMMUNICATIONS, WA	9.00
06/14/16	TMOBILE POSTPAID WEB, WA	70.00
06/26/16	TMOBILE POSTPAID WEB, WA	56.68
07/28/16	TMOBILE POSTPAID WEB, WA	66.02
08/07/16	AVVANTA COMMUNICATIONS, WA	9.00
11/07/16	AVVANTA COMMUNICATIONS, WA	9.00
11/27/16	VESTA *T-MOBILE, OR	43.55
Utilities Total		\$404.20



RESTAURANTS **\$78.61**

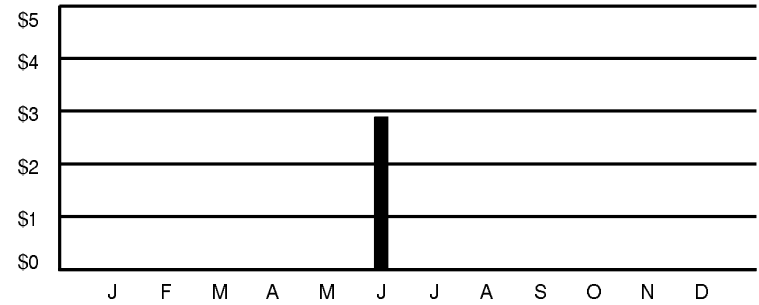
Monthly comparison



Restaurants		
10/15/16	Dudley's, NY	38.11
10/18/16	KROLEWSKI JADLO OF RIDGEW, NY	40.50
Restaurants Total		\$78.61

OTHER **\$2.90**

Monthly comparison



Miscellaneous Services		
06/25/16	FEDEXOFFICE 00011221, NY	2.90
Miscellaneous Services Total		\$2.90

This Page Intentionally Left Blank